



FEDERATION NEWS

Spring Term 2 – March/April 2025

Peter Pan & Cherry Trees Nursery Schools
Bedford Nursery Schools Federation



Dear Parents and Carers

The weather has been beautiful with blue skies and some sunshine. The flowers and blossom are in full bloom and the children have noticed these seasonal changes in the Nursery gardens. They have enjoyed searching for signs of Spring and recording what they find on their clip boards.

It was wonderful to welcome so many parents and carers to our Eid Stay and Play, as well as our 'Sing in Spring' concert this week. Partnership working between home and school is crucial to enabling the best outcomes for our children. We have lots of opportunities and suggestions of how you can support your child's learning and development on our websites: [Cherry Trees](#) and [Peter Pan](#)

After Easter, there will be some staffing changes at Cherry Trees. After many years of working at Cherry Trees Nursery School, we are very sad to say goodbye to Nazma. We are grateful for her contributions to the children's learning throughout her 22 years at Cherry Trees and I am sure that you will join me in wishing Nazma every success for the future. Nazma's key group will be taken by Svetlana when we return after the Easter holiday. Many of you and your children will already know Svetlana from the 2s and she has been spending some time in the 3-5s provision as part of the transition process before we break up for the Easter holiday.

Vicky will join Kiran's key group at the start of the summer term for 3 days and they will work together as a job share. Vicky is a qualified teacher and already knows the children well as she has been working at Cherry Trees every Wednesday. We are pleased to welcome Suki who will be joining the 2s team at Cherry Trees as a key person from April and she is looking forward to meeting the children and their families. Svetlana will also be involved with this transition. Please be assured that we will support these transitions for the children carefully and should you have any questions or concerns, please speak to Julie or Suzie.

I wish you all an enjoyable and safe Easter break.

Warmest wishes


Julie Smith
Executive
Head Teacher



'Celebrating and Strengthening our Communities Together'

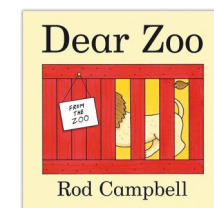
Our learning this half-term....

In the first part of the term we spent time with the well loved traditional tales of 'The Three Little Pigs' and 'The Three Billy Goats Gruff'. Children showed their developing oracy and literacy skills by recalling the stories in order and using the repeated refrains using puppets and by mark making on story maps.




The children joined in pancake races to mark Shrove. There were lots of opportunities to talk about the ingredients and healthy choices. The week culminated with the opportunity to make and taste real pancakes and lots of children were keen to write a shopping list of the ingredients needed.

We went on to read 'Dear Zoo', which encouraged the children to name and describe different zoo animals. During Whole School singing sessions the children learnt and performed a number of wild animal songs and rhymes. Many children can be found singing these songs later when playing in the nursery.




During National Science week, the children used their skills of critical thinking and curiosity. The children followed different challenges including building enclosures for different zoo animals, exploring and searching for signs of spring in the garden. It was a real moment of Awe and Wonder when children dripped blue dye into a cup with water and foam and realised they had re-created 'rain and clouds'. One child was heard saying 'I'm a scientist!'



The children explored the much loved story of 'We're Going on a Bear Hunt' by Michael Rosen and linked this to the signs of Spring. They went on nature walks and also a Bear Hunt Walk around the gardens with great excitement and anticipation.

In our last few weeks we linked our learning back from Lent and Ramadan to connect to the main celebration of Eid and Easter. The first part of the week we spent time preparing and making food and decorations for our Eid Stay and Play. We welcomed our families in to share time with us and join the celebrations, trying new food, creating Eid Lanterns and listening to traditional music.



We ended our final week with Easter learning and an Egg hunt, the children really enjoyed searching for and collecting an egg from the garden.

TERM DATES

Last day of Spring term: Friday 4th April (no tea club)

Nursery reopens: Thursday 24th April

Bank Holiday: Monday 5th May

Half term: Monday 26th May — Friday 30th May

Last day of Summer term: Friday 18th July (no tea club)

Support with Toilet Learning

Below are 3 links which are very helpful if you are thinking about toilet learning with your child over the Easter holidays.

<https://eric.org.uk/potty-training/>

<https://familyhubs.bedford.gov.uk/family-support/parenting/potty-training>

<https://eric.org.uk/wp-content/uploads/2024/09/Advice-about-bladders-bowels-and-toileting-for-children-with-additional-needs-1.pdf>



For more recipes to make with your child, visit the Food etc website: <https://foodetc.org.uk/>

Easter biscuits

- 300g plain flour plus extra for dusting
- 150g white caster sugar
- 150g butter
- 1 large egg
- 2 tsp vanilla extract
- Icing sugar for dusting
- 400g apricot jam or lemon curd



1. Put the flour and sugar in a bowl. Add the butter and rub together with your fingertips until the mixture resembles wet sand, with no buttery lumps.
2. Beat the egg with the vanilla, then add to the bowl. Mix briefly with a knife to combine, then use your hands to knead the dough together – try not to overwork the dough, or the biscuits will be tough.
3. Shape into a disc, then wrap in cling film and chill for at least 15 mins.
4. Heat oven to 180C/160C fan/gas 4. Line two baking sheets with baking parchment/greaseproof paper.
5. Dust a work surface with flour. Halve the dough, then roll one half out to the thickness of a £1 coin. Use an egg-shaped cookie cutter approx. 10cm long or you can make a cardboard template to cut around and stamp or cut out as many cookies as you can, then transfer them to one of the baking sheets, leaving a little space between the biscuits.
6. Repeat with the other half of the dough. If you want to make jammy biscuits, use a small circular cutter to stamp holes in half of the biscuits where the yolk would be.
7. Bake for 12-15 mins, until the biscuits are pale gold. Cool on the sheets for 10 mins, then transfer to a wire rack to cool fully. Will keep in an airtight container for up to five days.
8. Dust the biscuits with holes in the middle with a heavy coating of icing sugar. Spread the jam or curd generously over the whole biscuits, then sandwich the dusted biscuits on top of them.

UPCOMING DATES FOR YOUR DIARY

Date tbc

Parent workshop—Maths

Ark Farm will be visiting
Cherry Trees on the **Monday 12th May**
And Peter Pan on the **Friday 16th May**

Thursday 22nd May

Physical Development Stay and Play
Join us anytime between 9-11am and 12.30—2.30pm

Friday 4th July

Summer Picnic

Friday 11th July

Carnival Day Stay and Play

COLLECTION OF CHILDREN

Could we request that if you need to collect your child early from Nursery that you do so at **2.45pm** so that the children's learning during group time is not interrupted. **This must be agreed in advance with the Head Teacher.**

APPOINTMENTS

If your child has an appointment that requires collection during their session please email a copy of the medical appointment to :

cherrytrees@bedfordnurseryschools.com or
peterpan@bedfordnurseryschools.com

Useful contacts:

For any Safeguarding concerns

<https://familyhubs.bedford.gov.uk/staying-safe/safeguarding>

For Health concerns

<https://www.bedsutonchildrenshealth.nhs.uk/services/bedfordshire-and-luton-health-hub/>

Parent Hub

Please sign up to our Parent Hub app. This is the way we will be sending newsletters and other information home to you.

You can download the app from the Google store or Apple store.

Create an account and search for @PeterPan for Peter Pan or @CherryTrees for Cherry Trees.

Please remember to verify your account.





ST LEONARD'S CHURCH CENTRE
Victoria Road



EASTER PARTY

FREE
FUN FOR ALL THE FAMILY



- EASTER CRAFTS
- EGG HUNT
- EASTER GARDEN MAKING
- FESTIVE SNACKS
- PARTY GAMES



WEDNESDAY 2ND APRIL
4.30PM - 6PM

St John's and St Leonard's Parish Office (01234) 320045.
Charity no: 11431545



**ACTIVITIES OVER THE EASTER HOLIDAYS AT
BEDFORD & KEMPSTON LIBRARIES**

Saturday Story

11am every Saturday at Kempston Library

3.15pm every Saturday at Bedford Library

If you're choosing some books or at the library for Lego Club, join us in the Children's Library for a quick picture book story. All welcome, and no need to book.

Easter Holiday activities

Free drop-in crafts for children every day from the 7th to the 18th April

Story Time runs during the school holidays and offer a mix of stories and songs for all ages.

Bedford Library Story Time

Wednesday 16th April 11.30am -12pm

Kempston Library Story Time

Tuesday 8th April 11am -11.30am

Tuesday 15th April 11am -11.30am



Bedford Borough
Family Hubs
& Children's Centres

There are lots of sessions still happening at the Children's Centres through the Easter Holidays.
[Click here](#) for the Timetable of events.

Toby Tall Tales will be bringing stories to life through reading, actions, puppets, bubbles and more at Daisy Hill Children's Centre on Tuesday the 8th and 15th April at 1.30pm

And there are Play and Learn sessions, Young Parents groups and more taking place at Cherry Trees and Daisy Hill Children's Centres too.



H
The Higgins
BEDFORD

There are lots of activities for children at The Higgins museum over the Easter holidays.

For more details:

https://www.thehigginsbedford.org.uk/whats_on/family_events.aspx

Tuesday 15 April
The Good Life Gardener: Save the Bees
Suitable for under 6s £5.50

Help save the bees by making bee hotels and seed balls, plus some recycled junk model bees. This activity is for children aged 6 and under.

